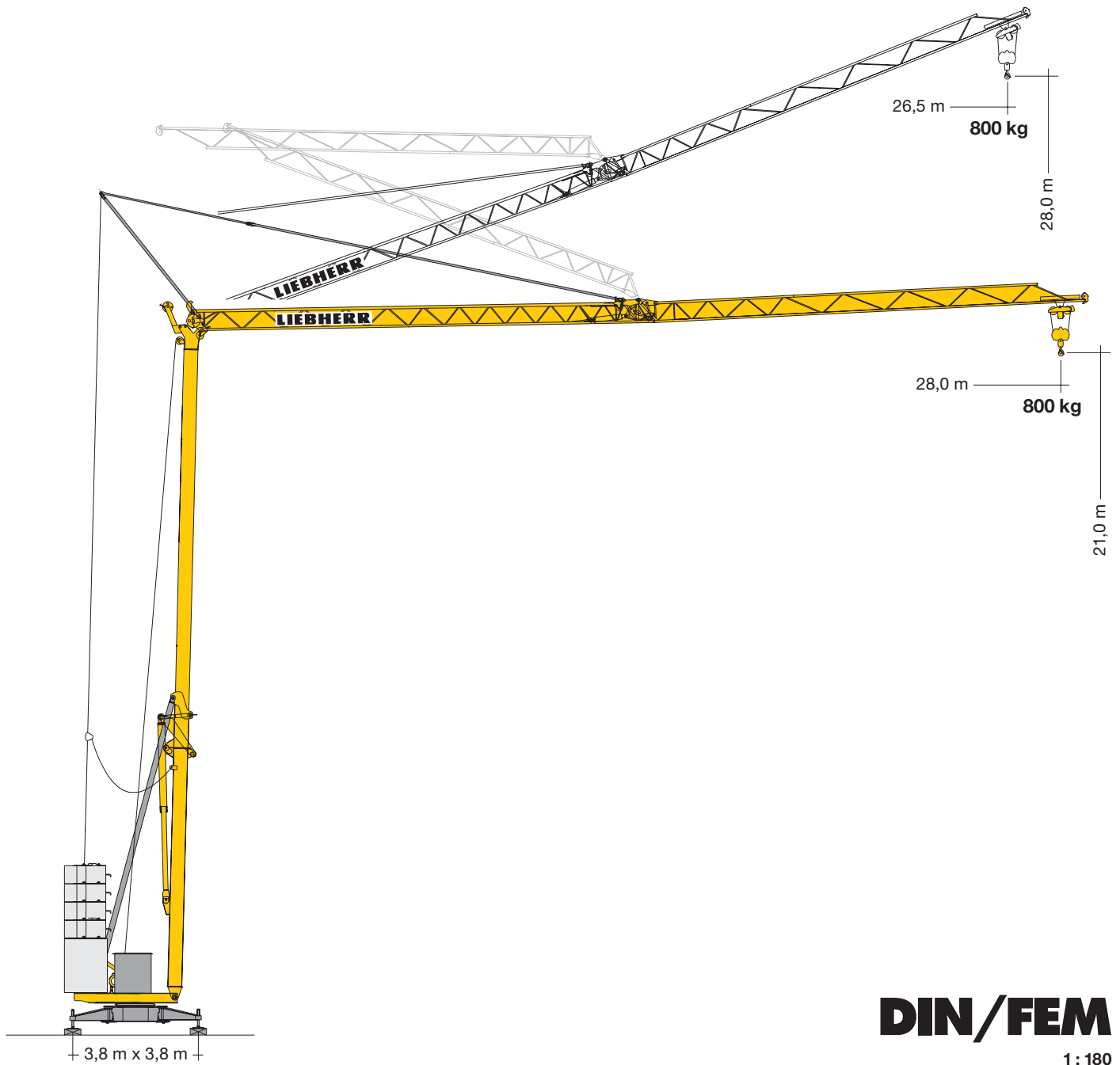
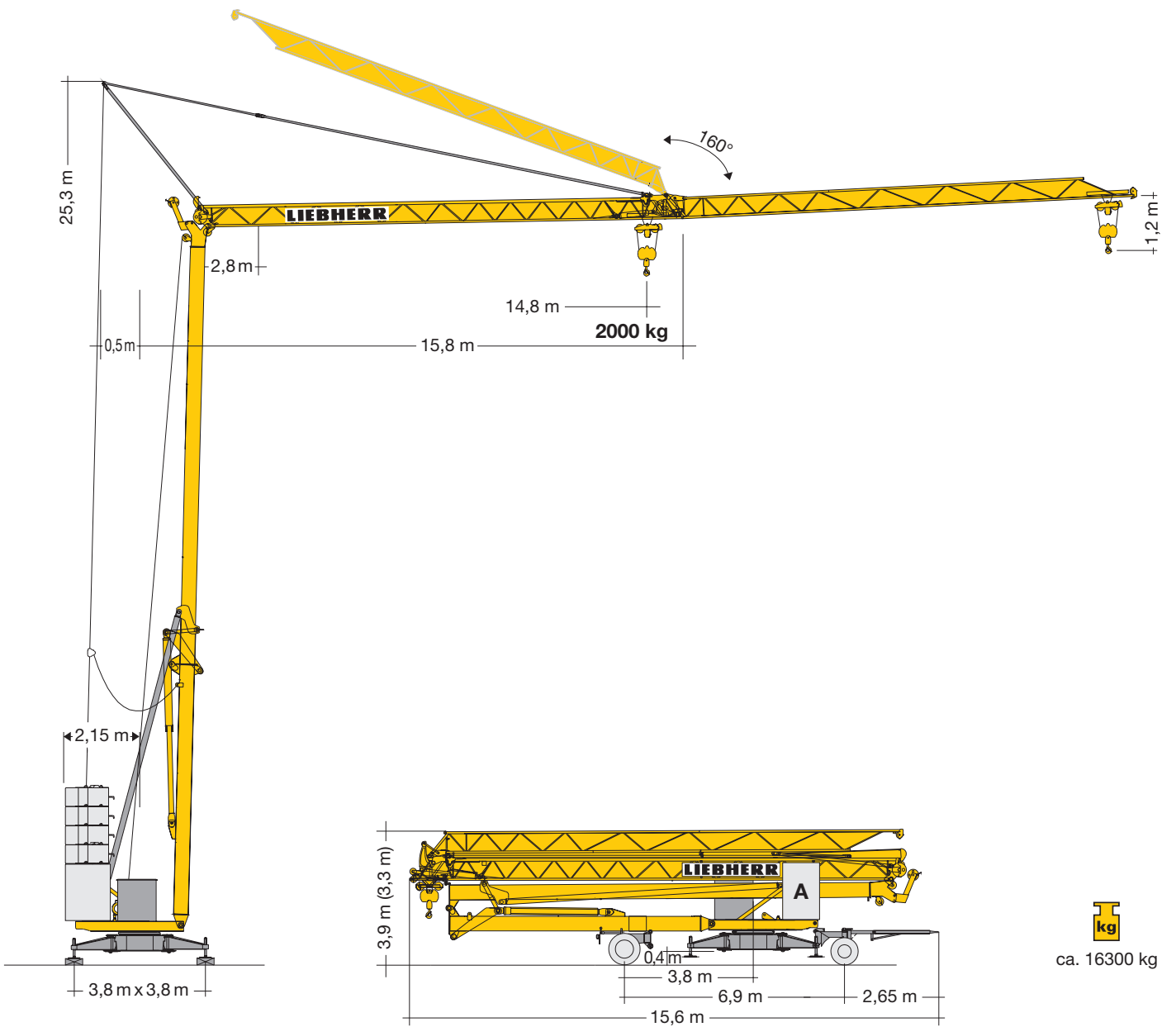


# Turmdrehkran 26 H

Tower Crane / Grue à tour / Gru a torre  
Grúa torre / Guindaste de torre



# LIEBHERR



## Gewicht

Weight / Poids / Peso / Peso / Pesos

	<p>4 x 2000 kg (4 x B)</p>	<p>12500 kg</p>	<p>r = 2,15 m</p>		<p>9800 kg</p>
<p>1 x 4500 kg (1 x A)</p>					

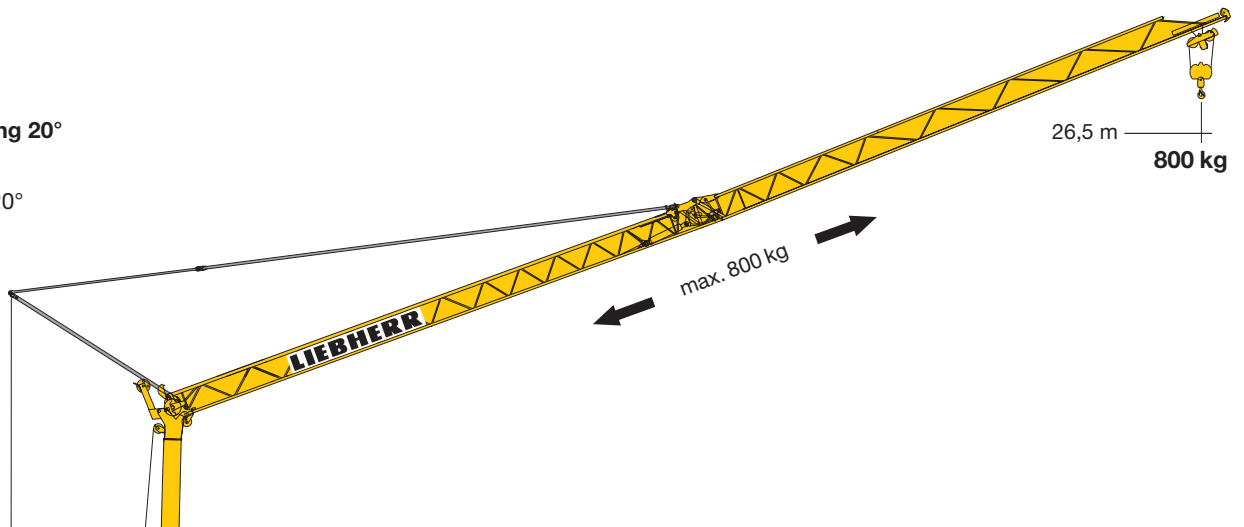
# Ausladung und Tragfähigkeit

Radius and capacity / Portée et charge / Sbraccio e portata / Alcances y cargas / Alcance e capacidade de carga

m	m / kg	m/kg																			
		10,0	11,0	12,0	13,0	14,0	15,0	16,0	17,0	18,0	19,0	20,0	21,0	22,0	23,0	24,0	25,0	26,0	27,0	28,0	
28,0	2,8 – 13,9 2000	2000	2000	2000	2000	1980	1810	1660	1540	1430	1330	1250	1170	1100	1040	980	930	880	840	800	
14,8	2,8 – 14,8 2000	2000																			

## Auslegersteilstellung 20°

Elevated jib 20°  
Flèche inclinée 20°  
Braccio inclinato a 20°  
Pluma inclinada 20°  
Lança inclinada 20°



# Antriebe

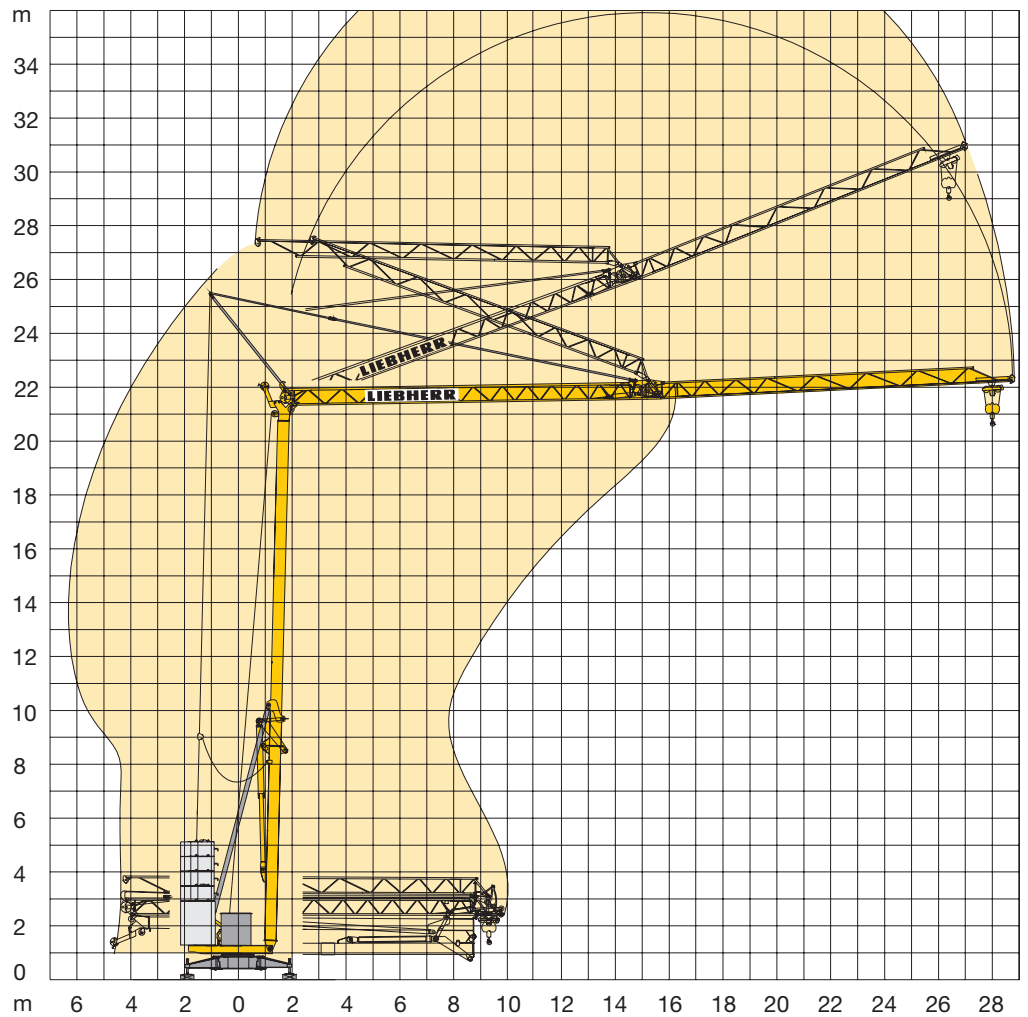
Driving units / Mécanismes d'entraînement / Azionamenti / Mecanismos / Mecanismos

	U/min 0 ↔ 0,8 sl./min tr./min	1,5 kW EDC
	18,0 / 36,0 m/min	1,1 / 1,8 kW
	ca. 160°/min.	4,0 kW

	Stufe / Step / Cran Marcia / Velocidad Velocidade	kg	m/min
	1	2000	5,0
	2	2000	20,0
	3	1000	40,0
	1	2000	4,0
	2	2000	20,0
	3	1300	38,0
	4	1000	50,0

<b>BGL</b>		C.0.05.0022
------------	--	-------------

	400 V	Hz	kVA
69,0 m	4 x 6 mm <sup>2</sup> KL	50	16,0 KL
84,0 m	4 x 6 mm <sup>2</sup> FU		18,0 FU



## Kolli-Liste

Packing List / Liste de colisage / Lista dei colli / Lista de contenido / Lista de embalagem

Pos. Item Rep. Voce Pos. Ref.	Anz. Qty. Qta. Cant. Cant.				L (m)	B (m)	H (m)	kg	
1	1	<b>Transportachse vorne, H-Adapter</b> Road transport axle front, H adapter Essieux de transport avant, pièce d'adapt. H Assale anteriore, adattatore per H Eje de transporte delantero, adaptador H Eixo de transporte dianteiro, adaptador H	Tra 100 KY 2 Tra 100 KY 6			4,30	1,25	1,31	750
						4,30	1,25	1,31	850
2	1	<b>Transportachse hinten, H-Adapter</b> Road transport axle behind, H adapter Essieux de transport arrière, pièce d'adapt. H Assale posteriore, adattatore per H Eje de transporte trasero, adaptador H Eixo de transporte traseiro, adaptador H	Tra 120 GY 1 und/and/et e/y/y GY 1 A			1,60	2,50	1,20	1000
3	1	<b>Transportachse vorne m. Zwischenadapter</b> Road transport axle front w. adapter Essieux de transport avant a. pièce d'adapt. Assale anteriore con adattatore intermedio Eje de transporte delantero con adaptador intermedio Eixo de transporte dianteiro com adaptador intermédio	Tra 100 KY 2 Tra 100 KY 6			4,30	1,25	1,31	950
						4,30	1,25	1,31	1050
4	1	<b>Transportachse hinten m. Zwischenadapter</b> Road transport axle behind w. adapter Essieux de transport arrière a. pièce d'adapt. Assale posteriore con adattatore intermedio Eje de transporte trasero con adaptador intermedio Eixo de transporte traseiro com adaptador intermédio	Tra 120 GY 1 und/and/et e/y/y GY 1 A			1,75	2,50	1,25	1200

**Konstruktionsänderungen vorbehalten!**  
 Subject to alterations! / Sous réserves de modifications!  
 Si fa riserva di modifiche! / Salvo modificação da construoão!  
 ¡Sujeto a modificaciones!

**Sämtliche Angaben erfolgen ohne Gewähr.** / This information is supplied without liability.  
 Ces renseignements sont sans garantie. / Le indicazioni contenute si intendono salvo errori ed omissioni.  
 Declinamos toda responsabilidad derivada de la información proporcionada.  
 Declinamos qualquer responsabilidade quanto à informação fornecida.